




**Automated Cornering & Seam Closing**  
**— REVOLUTIONIZED AGAIN —**



**Experienced Based Innovation  
Engineered & Manufactured for  
Superior HVAC Industry Performance**

# WHISPER-LOC® PRO-XVI®

- Model: FAH-1672-VP
- Update on the original Workhorse Model FAH-3456
- Still closing duct seems faster and quieter around the globe.
- Chain driven and capable of closing 16 Ga. Pittsburgh seams.
- Equipped with push button motor controls for quick-change duct lengths.
- Micro-processor controlled for ease of operation.
- Contact us about horizontal models for up to 10' Duct Sections!



**GREATLY REDUCED NOISE LEVELS**

**CLOSES DUCT WORK IN A FRACTION OF THE TIME**

**MINIMAL FLOOR SPACE REQUIRED WITH IN-GROUND  
MOUNTING AVAILABLE**



The CORNERMATIC II® ~ WHISPER-LOC® COMBO is a unique, innovative machine that not only inserts and crimps corners into both ends of ductwork but closes longitudinal Pittsburgh seams on the same ductwork when required. This design allows the operator to accomplish both corner insertion and seam closing on one machine without having to handle the ductwork between processes.

The corner insertion is a pneumatically operated process that rapidly and automatically inserts and crimps corners into both ends of ductwork that uses the TDC® or TDF® method of joining. This unit automatically inserts a corner plate into the flange corner on each end of the duct and crimps them securely and permanently into place.

The seam closing is powered by an electric motor and gearbox using a Variable Frequency Drive. It will accommodate duct with various end joining methods. It will close the Pittsburgh seam as well as insert corners on any ductwork that uses the duct flanges conforming to T25-a or T25-b under the Duct Construction Standards. It will also close the Pittsburgh seam on ductwork that uses the raw edge or slip and drive method. Other voltage and electrical requirements available.

The CORNERMATIC II® ~ WHISPER-LOC® COMBO requires only compressed air and 460/3/60 current to operate. Other voltages available.

The CORNERMATIC II ~ WHISPER-LOC® is capable of utilizing either standard boxed corners or the NEW StrapPak™ - 80 corners in a double-strapped package - to be quickly loaded into the magazine directly from the shipping carton, for traditional Cornermatic type and EZ Connector® type corners.



**CORNER INSERTION & SEAM CLOSING ON ONE MACHINE!**



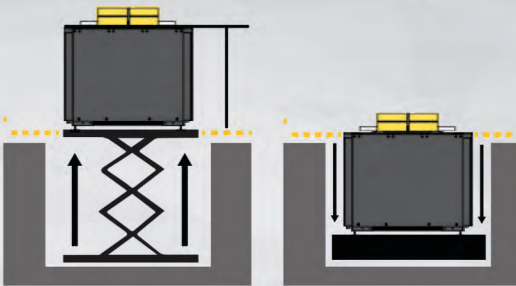

- Over 2,000 units in the field.
- The industry's smallest footprint.
- Uses traditional Cornermatic corners broadly available.
- Handles 28-16 gauge duct.
- Also available in Automatically Powered Adjustable Head from 38" to 72".
- Adapter available for NEW StrapPak™ - 80 corners in a double-strapped package - to be quickly loaded into the magazine directly from the shipping carton.



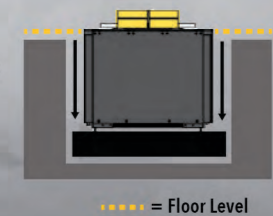

- Specifically designed for the fabrication of duct fittings - even your toughest inside or outside angle off-set transition fitting from 16-26 gauge.
- Fully automated - no switches or foot pedals - just push in, Cornermatic® Plus™ does the rest.
- Completes (8) corner inserts in seconds.
- New quick loading StrapPak™ packaging technology speeds loading of the magazine directly from the shipping carton.
- Corners feed from below the work-surface allowing a clean, unobstructed work area.
- Handles tight square throat elbows and flex connectors.
- Works with SMACNA-conforming, T-25a and T-25b flange and many other flanged duct systems, without changing settings.
- Ask about optional table or 'in-floor' mounted unit.
- Bring your fitting productivity up to duct section standards!



The Cornermatic Plus® Versa is the most flexible unit for production available. The Versa is installed with the capability of sitting on your workshop floor or in-ground, allowing for greater flexibility during production. Raising and lowering takes a simple button press that triggers the extension or retraction of a heavy duty hydraulic scissor lift. Using the Versa in-ground is beneficial for projects involving large duct and heavier gauge fittings, while the above-ground position is ideal for fitting production.



- Cornermatic® IG was specifically designed for automated corner insertion of large duct sections and fittings, inside or outside angle off-set transition fittings from 16-26 gauge.
- Fully automated - no switches or foot pedals - just push in, Cornermatic® IG does the rest.
- Completes (8) corner inserts in seconds.
- New quick loading StrapPak™ packaging technology speeds loading of the magazine directly from the shipping carton.
- Corners feed from below the work-surface allowing a clean, unobstructed work area.
- Handles tight square throat elbows and flex connectors.
- Works with SMACNA-conforming, T-25a and T-25b flange and many other flanged duct systems, without changing settings.



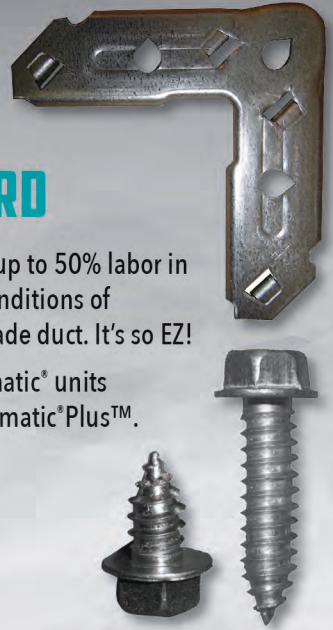
Snap a picture of this QR code to view more information and a video of these products in use.



## EZ CONNECTOR® CORNERS - STANDARD

- EZ Connector® is an innovative duct connector system that can save up to 50% labor in the factory - EVEN MORE labor savings in the field under adverse conditions of heat/cold, wet, low light, crowded mechanicals and imprecisely - made duct. It's so EZ!
- Can be used in automated corner crimping with traditional Cornermatic® units and the "really" new Cornermatic® II™ and the revolutionary Cornermatic® Plus™.
- Available in traditional boxes and stacked in quick loading sleeves from Mestek Machinery and other suppliers.
- Facilitates securing the corner to use the innovative EZ Hanger System® to save up to 70% in hanging duct from the flange.

*What are you waiting for?*



## CORNERMATIC® CORNERS - STANDARD

- These precision engineered and stamped TDC®/TDF® style corners are perfect for either hand insertion or automated insertion with a Cornermatic® machine.
- Available in traditional boxes and stacked in quick loading sleeves from Mestek Machinery and other suppliers.
- Coming Soon: The NEW "Universal" corner in both Cornermatic® and EZ Connector® styles



Patent Pending



5380 - Sixth Street S.W.  
Cedar Rapids, IA 52404  
Email: [sales@mestekmachinery.com](mailto:sales@mestekmachinery.com)  
Website: [mestekmachinery.com](http://mestekmachinery.com)

**319.364.9181**

These Featured Machines  
All Proudly



The FIRST Premier Partner Program Member  
to Join this Elite Group

